

Outstanding!



Coming Soon



LiveABC

First Choice in Digital Language Learning



Learning Is Very Easy with LiveABC.

Global Markets



LiveABC is the largest producer of multimedia language learning materials in Taiwan. It owns multiple sales channels and has several strategic partners. In addition to securing the local market, LiveABC is developing overseas markets, with partners in mainland China, Hong Kong, Macau, Korea, Japan, Thailand, Vietnam, UK, Germany, Spain, USA, Mexico, and more countries in Latin America.

- ◆ Use Taiwan as our R&D base to develop international markets and cooperate with the content providers world-wide, such as those based in USA, Europe, Japan, Thailand, Korea and many other countries. Current partners include:

CNN, Discovery, McGraw-Hill Education, Berlitz, EMC Publishing; Oxford University Press, Anglia Examination, Difusión, SE-Education, Nanmeebooks Publications, Songang Education Group, Live Chinese, Shogakukan Inc., Asahi Press, Tohoshoten, J-Research Publications, Magazine International, AIC Group.

Mission

Dear Teachers,

LiveABC Interactive English Group is a worldwide organization based in Taiwan. We employ over four hundred people and partner with a multitude of organizations across the island and around the world. Producing quality publications is a lifelong endeavor, and we are dedicated to the development of English, as well as other foreign language learning materials in both print and digital formats. Thank you for your interest in LiveABC's books and systems. If you require any further information, please do not hesitate to contact us.

Best regards,
Founder CEO
Chun Chi Chen



LiveABC Representative in Latin America
CEO of Learning Ark
Shengping Wu











Learning Is Very Easy
with LiveABC

The Leading brand in digital English learning, LiveABC is dedicated to developing and distributing language-learning solutions that are effective and enjoyable to use. By combining the advantages of technology and publishing, LiveABC provides innovative educational resources. Learning Is Very Easy with LiveABC.

Introduction to Outstanding!

Welcome to *Outstanding! — Achieving Excellence in English*. Outstanding English skills will open up doors for anyone in today's world. No matter how out of reach a student's learning goals seem to be, the *Outstanding!* series will provide the boost he or she needs. Each unit of *Outstanding! — Achieving Excellence in English* is designed to push students to put what they have learned into practice as well as to challenge them to expand their skills. As students progress through each level, they are constantly encouraged to put what they have learned to use. At the same time, they never stop taking on new challenges to help themselves reach the next benchmark in the learning process. By developing a hunger for advancement, *Outstanding! — Achieving Excellence in English* proves that the sky is the limit for today's learners.

Titles with Components

Category	Title	CEFR	for Students					for Teachers		
			 Student's Book	 Workbook	 CD-ROM/MP3	 e-learning	 AR App	 Teacher's Guide	 PPT	 e-learning
• ELT	Outstanding! Full Edition (Book: Starter, 1, 2, 3, 4, 5, 6)	Starter: A1.1 Book 1: A1.1 Book 2: A1.2 Book 3: A2 Book 4: B1 Book 5: B1+ Book 6: B2	✓	✓	✓	✓	✓	✓	✓	✓
	Outstanding! Split Edition (Book: Starter A, Starter B, 1A, 1B, 2A, 2B, 3A, 3B, 4A, 4B)	Starter A/B: A1.1 Book 1A/1B: A1.1 Book 2A/2B: A1.2 Book 3A/3B: A2 Book 4A/4B: B1	✓	✓	✓	✓	✓	✓	✓	✓

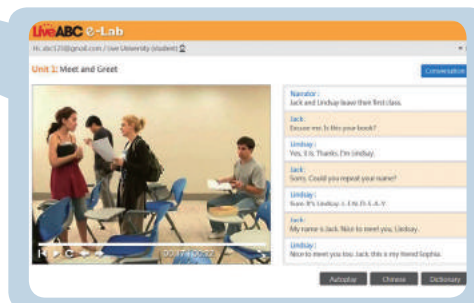
Outstanding! e-learning

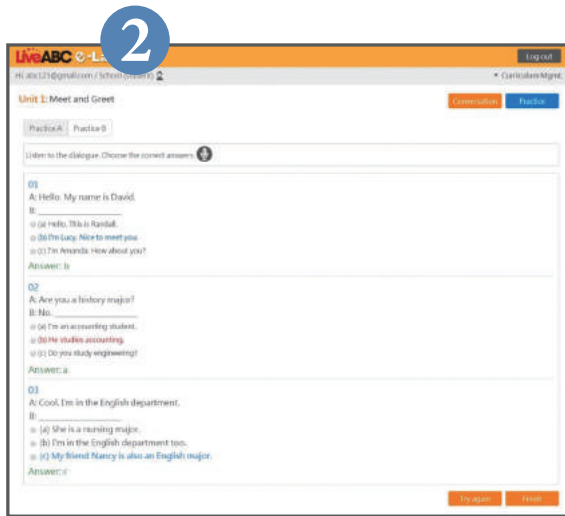


Outstanding! e-learning is the online platform of the series. It offers supplementary materials of the student book. Each unit consists of Lesson, Workbook, and Description Video. Both the Conversation video and the Reading passage can be found in the Lesson section with the respective exercise from the Workbook. The Description Video, which contains four parts: Opening, Dialogue, Reading, and Grammar, covers the content of the book and gives a detailed introduction of each section. These videos can also be used as a self-learning tool for students who wish to improve their English skills and comprehension.

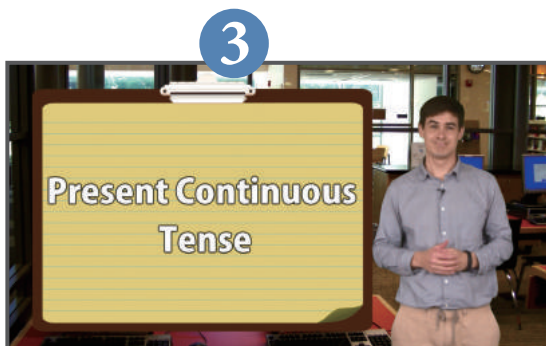


The first part of the Lesson section is Conversation. Here students can choose to either watch the video or read the transcript with audio.





Several types of questions are available in the Workbook section, including matching and fill in the blanks. Instant results are provided after submitting the answers.



The Instructional videos covering Opening, Dialogue, Reading, and Grammar are hosted by native English speakers from different countries to familiarize students with varied English accents. The detailed description in each video allows students to understand each section. Students can also turn the subtitles on or off to polish their listening skill.

4
A QR code containing the sample audio recordings and the video is available on the back cover of the student book. Students can scan the code with their smart phones or tablets and enjoy the materials.



Also available is the cutting-edge AR (Augmented Reality) app. When the students use their mobile devices to scan the target images on their book, conversation videos and audios will pop up and play.

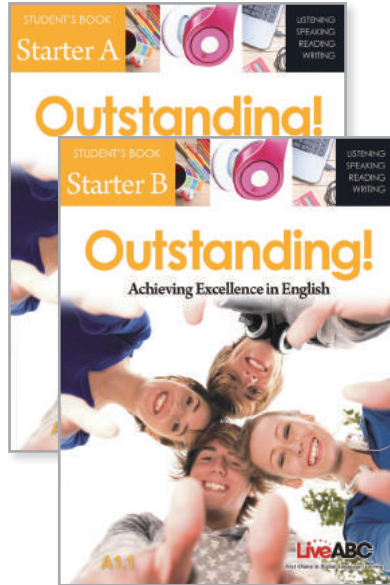




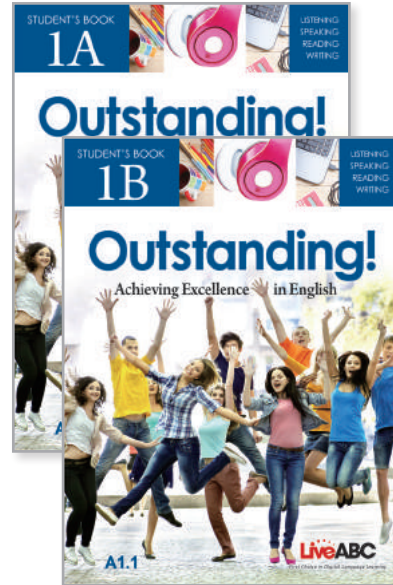
Outstanding!

Achieving Excellence in English

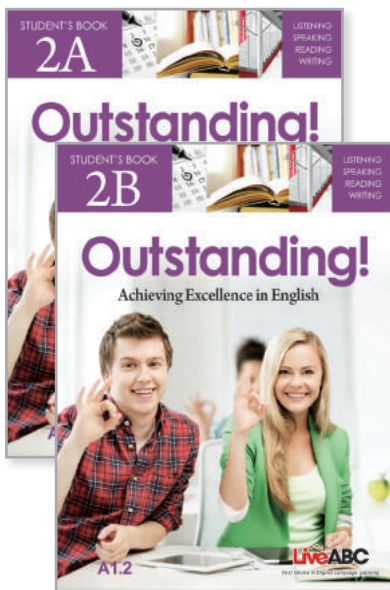
Split Edition



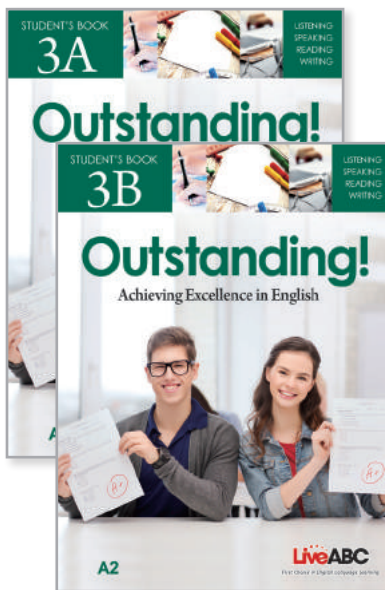
Starter A, Starter B
CEFR A 1.1



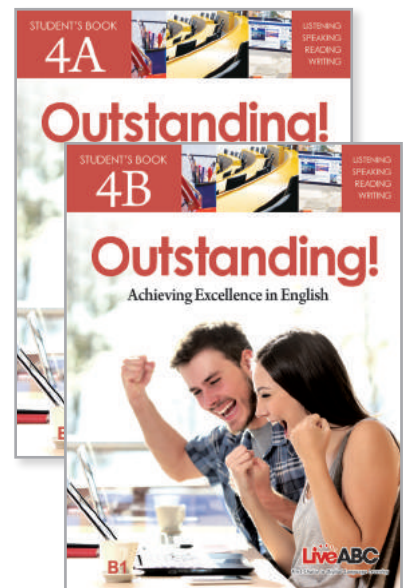
BOOK 1A, 1B
CEFR A1.1



BOOK 2A, 2B
CEFR A1.2



BOOK 3A, 3B
CEFR A2



BOOK 4A, 4B
CEFR B1

Components:

Student's Book + CD-ROM/MP3

Teacher's Guide + CD-ROM

— UNIT 1 —

Greetings



Get It Started:


1. When was the last time you met a new person?
2. How did you meet your best friend?
3. How do you usually introduce yourself to someone new?

Greetings

Expressions to Learn

Write the correct letters in the blanks. There are two wrong answers.

Listen and check your answers. **Track 01**



Ⓐ He's Zack Ⓑ Connie, this is Darren Ⓒ How about you

Ⓓ I'm Sylvia Ⓔ About what Ⓕ See you tomorrow

Meeting Friends

A: Hi, Luke. How are you?

B: Fine, thanks.

1. _____?

Introducing Yourself

A: Hello. 2. _____.

B: Hi, Sylvia. My name is Zack.

Introducing People

A: 3. _____.

B: Good to meet you, Darren.

C: You too, Connie.

Saying Good-Bye

A: Bye, Colin.

B: 4. _____.



Work with a partner. Repeat the dialogues above using these expressions.

Hi.	How are you?	Fine.
Hello. / Hey. Good morning.	How are things? How are you doing?	Pretty good. Great.
How about you?	Good to meet you.	Bye.
What about you? And you?	Nice to meet you. Nice meeting you.	See you later. Have a good day.

I Words to Learn

Do you know how to say these **majors**? Listen and repeat. **Track 02**



1

English *n.*
[ˈɪŋɡlɪʃ]



2

history *n.*
[ˈhɪstri]



3

law *n.*
[lɔ]



4

engineering *n.*
[ˌendʒɪˈnɪrɪŋ]



5

nursing *n.*
[ˈnɜːsɪŋ]



6

tourism *n.*
[ˈtʊrɪzəm]



7

accounting *n.*
[əˈkaʊntɪŋ]



8

journalism *n.*
[ˈdʒɜːnəlɪzəm]

I Say It Right

Practice introducing your **major** to a partner.

Question	Response
What's your major?	I'm a(n) . . . major. My major is is my major.
Are you a(n) . . . major?	I'm in the . . . department. I'm a(n) . . . student.
	Yes, I am. I'm in my first / second / third / fourth year. No, I am not. I'm in the . . . department.

I Listen Up

Task I Listen to the three speakers and write their majors. **Track 03**

Name	 Catherine	 Frank	 Yuki
Major	_____	_____	_____

Task II Listen again and circle the sentence you hear.

Speaker 1	a. I'm a journalism major.	b. I major in journalism.
Speaker 2	a. My name is Frank, and I'm an engineering student.	b. I'm Frank, and I study engineering.
Speaker 3	a. History is my major.	b. My major is history.



Conversation

Track 04

Meet and Greet

L&S: Lindsay and Sophia

Jack and Lindsay leave their first class.

Jack: Excuse me. Is this your book?

Lindsay: Yes, it is. Thanks. I'm Lindsay.

Jack: Sorry. Could you **repeat**¹ your name?

Lindsay: Sure. It's Lindsay. L-I-N-D-S-A-Y.

Jack: My name is Jack. Nice to **meet**² you, Lindsay.

Lindsay: Nice to meet you too. Jack, this is my friend Sophia.

Jack: Hello, Sophia. Are you English **majors**³?

Sophia: I am, but she's not.

Lindsay: Sophia is right. My major is history. How about you?

Jack: I'm in the tourism **department**⁴. I have to go now. See you **both**⁵ on Thursday!

L&S: Bye!



Work in a group of three. Make your own conversations.

A: Hello. My name is _____. What about you?

B: I'm _____. Could you say your name again?

A: No problem. It's _____. _____ (B's name), meet my classmate _____ (C's name).

B: Pleased to meet you, _____ (C's name).

C: Pleased to meet you too.

A. Key Words Track 05

1. **repeat** [rɪˈpiːt] *v.*

Repeat the exercise when you go home.

2. **meet** [miːt] *v.*

I am pleased to meet you, Mrs. Woods.

3. **major** [ˈmeɪdʒər] *n.*

All English majors must take this class.
Cindy wants to change her major to law.

4. **department** [dɪˈpɑːtmənt] *n.*

Mr. Lee is the head of the history department.

5. **both** [boʊ] *pron.*

Tom and Luke like basketball. They are both great players.

B. Language Tips

1. Getting Someone's Attention

Excuse me.
Pardon me.
I'm sorry.
Sorry.

For Example:

- **Excuse me.** Is this your book?
- **Pardon me.** Where is Main Street?
- **Sorry.** Is this the train to Kaohsiung?

2. Making and Responding to Polite Requests

Question	Response
Could you . . . , please? (most polite)	Of course. (most formal)
Could you . . . ?	Yes.
Can you . . . , please?	Sure.
Can you . . . ?	No problem.

Usage Note

Please sometimes comes after the subject (you). No comma (,) is needed.

For Example:

- **A:** Could you please spell your last name?
B: Yes. It's Moore. M-O-O-R-E.
- **A:** Can you please give me some water?
B: Sure. Here you go.

C. Wrap Up

Listen to the audio. Complete the sentences with the words you hear. Track 06

- _____. You are Carol, right?
- We are _____ in your class.
- _____ you _____ that?

- Are you in the _____?
- It's a good _____.
- It's _____ to talk to you. _____.



The Present of Be Verbs

A. Statements

	Subject + Be Verb	Contraction	Example
Affirmative	I am	I'm	I'm a college student.
	you are	you're	You're nice.
	he / she / it is	he's / she's / it's	He's a good writer.
	we / you / they are	we're / you're / they're	We're in the same English class.
Negative	I am not	I'm not	I'm not angry at you.
	you are not	you're not / you aren't	You aren't a taxi driver.
	he / she / it is not	he's / she's / it's not he / she / it isn't	It isn't the answer.
	we / you / they are not	we're / you're / they're not we / you / they aren't	They aren't Japanese people.

Check for Pronunciation

Listen and circle the form you hear. Track 07

he is / he's	you are / you're	I am / I'm	it is / it's	they're not / they aren't
--------------	------------------	------------	--------------	---------------------------

B. Yes / No Questions

Question	Short Answer
Are you in the history department?	Yes, I am. No, I'm not.
Is soccer a popular sport here?	Yes, it is. No, it's not. / No, it isn't.
Are your shoes expensive?	Yes, they are. No, they're not. / No, they aren't.

Usage Note

We don't use contractions in positive short answers.

C. Wh- Questions

Question	Short Answer	Long Answer
What is a Wii?	A video game system.	It's a video game system.
Who is John Irving?	A writer.	He's a writer.
When is the first class?	Eight a.m.	It's at eight a.m.
Where are the people from?	San Diego.	They're from San Diego.

A. Fill in the Blanks

Write the correct words. Use contractions if possible.

1	A: _____ your father happy with your score? B: No, he _____.	2	A: _____ you and Megan late today? B: Yes, _____ . The traffic _____ bad.
3	A: Ellen, _____ you hungry? B: Yes, _____ . Let's order some pizza.	4	A: Hi, Josh. _____ Steve in his car? B: Yes, _____ . A: Good. My bag _____ in there.
5	A: _____ Sam's Noodles a good place to eat? B: Yes, _____ . The food there _____ delicious. _____ my favorite restaurant.	6	A: My brothers _____ both students at Harvard. B: _____ in the same department? A: No, _____ .

B. Match

Match the question with the appropriate response.

- | | |
|----------------------------------|-------------------------------------|
| _____ 1. What is their address? | a. He's Professor Brown. |
| _____ 2. When is your birthday? | b. No, it's not. It's wrong. |
| _____ 3. Where are your parents? | c. It's 216 Maple Street. |
| _____ 4. What are their names? | d. Yes, it is. It's really old too. |
| _____ 5. Is the painting real? | e. They are called John and Kevin. |
| _____ 6. Where is the park? | f. It's tomorrow. |
| _____ 7. Who is that man? | g. It's near the school. |
| _____ 8. Is the number correct? | h. They are at a party. |

C. Complete the Passage

Fill in the blanks with **be verbs**.

My name 1. _____ Wen. I 2. _____ 24 years old, and I 3. _____ from Hong Kong. The city 4. _____ an exciting place. It 5. _____ full of people. Hong Kong 6. _____ also a center of business. Banks 7. _____ everywhere. The people of Hong Kong 8. _____ really in love with food. Dim sum dishes 9. _____ delicious. Yung Kee 10. _____ my favorite dim sum place. The waiters there 11. _____ nice. The food 12. _____ great too! You 13. _____ welcome to try it.





Before You Read

These three people are all workers in different jobs. What do you think the reading is about?



Finding Your Dream Job

- 1 It is hard to choose a major. The top majors in Taiwan are engineering, business, and health. Many students in Taiwan study one of these subjects. Some majors make lots of money, and some make less money. Doctors make the most money.
- 5 They make about \$190,000 every year. Is money important to you? Maybe it is more important to be happy. Priests make less money, but they are happy workers. People like doctors and managers make a lot of money, but the stress is high. Is stress a problem for you? Think about the right job for you when you choose a major.

Read the article and answer the following questions.

1. How important is money to you?
2. What's the top paying job?
3. What's the problem with being a doctor or a manager?



Look at the list of jobs:

High Pay	Happy Workers	Most Stress
Doctor	Priest	Firefighter
Dentist	Firefighter	Manager
Lawyer	Principal	Taxi Driver
Engineer	Artist	Doctor
Computer Expert	Teacher	Police Officer

Sources: Bureau of Labor Statistics, USDL, Jobs Rated Survey, NORC / University of Chicago

A. Synonyms

Match the word in bold with its synonym.







hard •	choose •	top •	make •	stress •	job •
•	•	•	•	•	•
popular	earn	worries	difficult	work	pick

Use the words in bold to fill in the blanks.

- The test question is not easy. It's _____.
- She watches TV to relax and forget her _____.
- Jake needs to _____ a new color for his room.
- This is one of the _____ museums in the country.
- I'm a student, but I have a _____ at night too.
- Alex works long hours, but he doesn't _____ very much money.

B. Classification

Write the job title under each picture. There are two wrong answers.

artist teacher police officer engineer doctor manager taxi driver priest	 1. _____	 2. _____	 3. _____
	 4. _____	 5. _____	 6. _____

C. Multiple Choice

Circle the answers.

1. What are popular majors in Taiwan? a. Business, health, and engineering b. Tourism, engineering, and health c. English, health, and nursing d. Business, history, and health	2. How much do doctors make every year? a. \$19,000 b. \$190,000 c. Not much d. It doesn't say.
3. Who is the happiest at work? a. A driver b. A police officer c. A dentist d. A priest	4. Who has the most stress? a. A teacher b. An artist c. A firefighter d. All of them



Writing

Task I

Look at the Web page and fill in the blanks.

favorite	traveling	tourism	is	major	stress	both	job
----------	-----------	---------	----	-------	--------	------	-----

A Warm Welcome to Our Newest Member!

Baron—18—Canada

About Me

My name is Baron. I'm 18 years old. My 1. _____ is tourism, and my 2. _____ subjects are English, business, and tourism law. I like 3. _____. It is about 4. _____ and people. I love 5. _____ things. My dream 6. _____ is to be a tour guide. You can talk to people a lot and go to many different places. The pay 7. _____ OK, and there isn't too much 8. _____.

Task II

Write to your pen pal about your major. You can use a dictionary to help you.

Hi!

I'm _____ (name) from _____ (country). I _____
 _____ (age). I'm a(n) _____ (major) student in
 _____ (school). I like _____, _____, and _____
 (subjects). My goal is to be a(n) _____ (job). This is a(n) _____ (adj.) job.

What about you? Where is your school? What is your major? What are your favorite
 classes? What are your plans for the future?

Best wishes,
 _____ (Name)



BOOK 1 CONTENTS

Content Chart	4
Learning Overview	6
Pronunciation Key	8
Unit 1 Greetings	9
Unit 2 Big Happy Family	19
Unit 3 Just for Fun	29
Unit 4 Grocery Shopping	39
Review Test	49
Unit 5 Blue Skies	51
Unit 6 The World of Computers	61
Unit 7 Man's Best Friends	71
Unit 8 Daily Life	81
Review Test	91
Unit 9 On Campus	93
Unit 10 Happy Times	103
Unit 11 Making Money	113
Unit 12 On the Road	123
Review Test	133

BOOK 2 CONTENTS

Content Chart	4
Learning Overview	6
Pronunciation Key	8
Unit 1 At the Department Store	9
Unit 2 Out in Nature	19
Unit 3 Food to Go	29
Unit 4 Moving In	39
Review Test	49
Unit 5 Time to Eat	51
Unit 6 Living in Technology	63
Unit 7 Shopping for Clothes	75
Unit 8 Looking Good	87
Review Test	99
Unit 9 A Helping Hand at Home	101
Unit 10 Going Places	113
Unit 11 Not Feeling So Good	125
Unit 12 The Big Screen	137
Review Test	149



BOOK 3 CONTENTS

Content Chart	4
Learning Overview	6
Pronunciation Key	8
Unit 1 How Do You Feel	9
Unit 2 All in Good Fun	21
Unit 3 Game Time	33
Unit 4 Rain or Shine	45
Review Test	57
Unit 5 Eating Out	59
Unit 6 School Life	71
Unit 7 See the World	83
Unit 8 Getting There	95
Review Test	107
Unit 9 Checking Out	109
Unit 10 Get in Shape	121
Unit 11 Money Management	133
Unit 12 Close Ties	145
Review Test	157

BOOK 4 CONTENTS

Content Chart	4
Learning Overview	6
Pronunciation Key	8
Unit 1 Time to Celebrate	9
Unit 2 Animals in Danger	21
Unit 3 A Fine Art	33
Unit 4 Tune In	45
Review Test	57
Unit 5 Study Abroad	59
Unit 6 Life in the Big City	71
Unit 7 Technology and You	83
Unit 8 Right and Wrong	95
Review Test	107
Unit 9 Your Career Starts Now	109
Unit 10 Small Talk	121
Unit 11 Reading for Fun	135
Unit 12 Dreams and Ambitions	149
Review Test	163



BOOK 5 CONTENTS

Content Chart	4
Learning Overview	6
Pronunciation Key	8
Unit 1 Amazing Inventions	9
Unit 2 Art and Creativity	23
Unit 3 Going for Gold	37
Unit 4 Mysteries of the Human Body	51
Review Test	65
Unit 5 Architectural Wonders	67
Unit 6 Loving the Earth	81
Unit 7 Expressing Yourself	95
Unit 8 Trends and Fads	109
Review Test	123
Unit 9 Seeing the World	125
Unit 10 Therapy and Wellness	139
Unit 11 Advertising and You	153
Unit 12 Extreme Weather	167
Review Test	181

BOOK 6 CONTENTS

Content Chart	4
Learning Overview	6
Pronunciation Key	8
Unit 1 Overnight Fame	9
Unit 2 Eating Properly	23
Unit 3 Western vs. Eastern Education	37
Unit 4 Sports Mania	51
Review Test	65
Unit 5 The Pros and Cons of Being Connected	67
Unit 6 Innovative Entrepreneurs	81
Unit 7 Fighting the Darkness	95
Unit 8 Unusual Mediums of Art	109
Review Test	123
Unit 9 Smartphone Addicts	125
Unit 10 Space Exploration	139
Unit 11 Personalized Advertising	153
Unit 12 Alternative Energy	167
Review Test	181

Honors and Awards

2018

- LiveABC Web School e-Lab won Digital Content Product Award by Ministry of Economic Affairs, Industrial Development Bureau, Taiwan

2017

- Taiwan Mittelstand Award, Taiwan

2015

- Live E-learning for Professionals website won Digital Content Product Award, Taiwan

2012

- Learning English with Celebrities won the 6th Digital Golden Tripod Award, Taiwan

2010

- Biz Interactive English Magazine nominated for the 4th Golden Tripod Award, Taiwan

2009

- Come to Live web-school won Horizon Interactive Awards, USA
- Korean edition of Real biz English awarded by Korea Association of Information and Telecommunication, Korea

2008

- Live Interactive Chinese and Chinese Pronunciation won Horizon Interactive Award, USA
- LiveABC nominated for the 2nd Annual Digital Publishing Golden Tripod Award, Taiwan

2007

- Come to Live web-school won Great Teaching Material/Learning Website Award, Taiwan
- Putting Everyday English into Practice won the 1st Digital Golden Tripod Award, Taiwan

2006

- LiveABC won Leading Product Development Consultant Program, Taiwan





Learning Is Very Easy with LiveABC.

LiveABC



<http://www.liveabc.com/global/index.html>
(886) 02-25782626

