



Live Escalate

Follow the route to Success with Live Escalate



LiveABC

First Choice in Digital Language Learning

B5

BOOK 5 CONTENTS

CONTENT CHART	04
LEARNING OVERVIEW	06
STRETCH IT OUT	12
UNIT 1 THE ADVENTURE OF A LIFETIME	18
UNIT 2 OUTER SPACE	28
REVIEW 1	38
UNIT 3 MEDICAL ISSUES	40

B4

BOOK 4 CONTENTS

CONTENT CHART	04
LEARNING OVERVIEW	06
STRETCH IT OUT	12
UNIT 1 LOVE AFFAIRS	18
UNIT 2 STORYTELLING	28
REVIEW 1	38
UNIT 3 ON THE PHONE	40

B3

BOOK 3 CONTENTS

CONTENT CHART	04
LEARNING OVERVIEW	06
STRETCH IT OUT	12
UNIT 1 OCCUPATIONS	18
UNIT 2 SOCIAL NETWORK	28
REVIEW 1	38
UNIT 3 AT THE DINNER TABLE	40

B2

BOOK 2 CONTENTS

CONTENT CHART	04
LEARNING OVERVIEW	06
STRETCH IT OUT	12
UNIT 1 MEETING NEW PEOPLE	18
UNIT 2 EXPRESSING YOURSELF	30
REVIEW 1	40
UNIT 3 INTO THE WILD	42

B1

BOOK 1 CONTENTS

CONTENT CHART	04
LEARNING OVERVIEW	06
STRETCH IT OUT	12
UNIT 1 FAMILY	18
UNIT 2 AROUND THE WORLD	28
REVIEW 1	38
UNIT 3 GROCERY SHOPPING	40
UNIT 4 LOST IN THE CITY	50
REVIEW 2	62
UNIT 5 EVERYDAY ACTIVITIES	64
UNIT 6 HOME SWEET HOME	74
REVIEW 3	84
GO BEYOND WHAT YOU KNOW	86
WORKBOOK	92



LEARNING OVERVIEW

The Live Escalate Lite series has five volumes, Book 1: *Base Camp*, Book 2: *Ascent*, Book 3: *Trekking*, Book 4: *Crest*, and Book 5: *Summit*. Each book begins with an engaging introductory segment. It is then followed by six units, with a review section after every two units. Each unit involves reading, listening, writing, and speaking activities. Afterwards, a selection of extra activities is provided. The book ends with a collection of workbook exercises for additional practice. Students will be challenged by the variety of fun and interesting content throughout the series.

STRETCH IT OUT

An appealing introductory segment with practical activities related to the unit.

Students learn words related to each unit's topic with the aid of colorful pictures and an audio track.

Stretch It Out (UNIT 1~6)

Unit 1

A Fill in the blanks with the words below. Then, listen and check your answers. Track 01

father mother sister brother grandfather grandmother

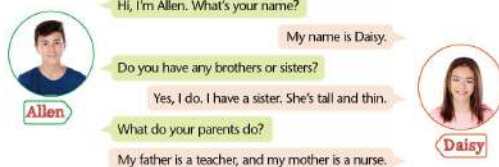


cousin ① _____
② _____
③ _____
④ _____
⑤ _____
⑥ _____

B Listen and repeat the following words. Track 02



C Listen and read the following sentences. Then, practice with a partner. Track 03



Unit 2

A Listen and repeat the following Latin American countries. Track 04



B Listen and read the following sentences. Then, practice with a partner. Track 05



C Look at the countries and their nationalities in the orange columns. Fill in the blanks in the purple column. Then, listen and check your answers. Track 06

Country	Nationality	Country	Nationality
Cuba	Cuban	Korea	
Canada	Canadian	Egypt	
Japan	Japanese	Vietnam	

Students listen to the audio track and read the sentences provided. Then, they work with a partner to practice the dialogue.

PICTURE DICTIONARY

A visually appealing warm-up section aimed to front-load the theme topic.

Students practice speaking skills by role-playing with partners. After that, they are provided with exercises related to the theme topic to complete the warm-up section.

UNIT 1 FAMILY

PICTURE DICTIONARY

Listen to John talk about his family. Write each family member's number in the boxes below. Track 10

UNIT 1 FAMILY

GIVE IT A TRY

A Role-play with a partner. One of you is John. Use the vocabulary from the family tree on the left.

① What's your name?
 ② My name is _____
 ③ Who is _____?
 ④ He's my _____
 ⑤ Is _____ your sister?
 ⑥ Yes, she is. / No, she isn't. She is my _____.

B Look at the family tree on the left and fill in the blanks with the words below.

parents children son
 husband wife daughter

① Amy and Nick are Jim's _____.
 ② Grace is Jim and Joan's _____.
 ③ Phil's _____ is David.
 ④ Grace, Mike, and I are Joan's _____.
 ⑤ Jenny is Phil's _____.
 ⑥ Nick is Amy's _____.

C Listen to Sam talk about his family. Match the names with the family members.

① Track 12

Steve	•	sister
Diane	•	grandmother
Paul	•	grandfather
Dolly	•	father

Students learn vocabulary words and sentences by listening to an audio track.

UNIT 3 GROCERY SHOPPING

PICTURE DICTIONARY

Listen to the sentences. Write the sentence number in the box under the fruit or vegetable that is mentioned. Track 13

Which are fruits?
 banana

Which are vegetables?
 pea

UNIT 3 GROCERY SHOPPING

GIVE IT A TRY

A Role-play with a partner. Use the vocabulary on the left.

① What is this/that?
 ② It's a(n) _____
 ③ What are these/those?
 ④ They're _____
 ⑤ Are there any _____?
 ⑥ Yes, there are some _____.

B Unscramble the words.

① arep _____
 ② rreco _____
 ③ epa _____
 ④ rmasab _____
 ⑤ avgua _____
 ⑥ pgrea _____
 ⑦ apyoap _____
 ⑧ vnameteln _____

C Listen to the conversation. Eddy and Sara are at a fruit market. What fruits do they get? Track 16

lemon papaya tomato
 mango grape orange

Eddy _____
 Sara _____

CONVERSATION and READING

A useful dialogue and an engaging article regarding the theme topic with a variety of comprehension questions.

Reference to the KET Vocabulary List of the Cambridge English Assessment Center.

CONVERSATION

Listen to the conversation. Then, fill in the blanks with the words below. Make changes if necessary. Track 18

Family Dinner

uncle they your my who

Lisa: I eat dinner with my family at a nice restaurant every week.
 Tim: That sounds fun, Lisa! _____ goes with you?
 Lisa: You don't want to know, Tim. So many people go.
 Tim: I have time. Please, tell me who goes with you.
 Lisa: Well, of course _____ mother and father go.
 Tim: I forget—what are your parents?
 Lisa: Well, my mother is a nurse,² and my father is a teacher.

Tim: Do your **older**³ brother and **younger**⁴ sister go to dinner, too?
 Lisa: Yep, _____ **both**⁵ go.
 Tim: Who else goes?
 Lisa: My grandparents on my father's side come from across town.
 Tim: You mean _____ father's parents?
 Lisa: Yes, exactly. My aunt and _____ go, too.
 Tim: Which of your aunts and uncles go?
 Lisa: My mother's sister, Janet, and her **husband**,⁶ Ken.
 Tim: Sounds like you guys need a lot of food!

LANGUAGE NOTES

- parent** ['peərənt] n.
Michelle's parents are from Hong Kong.
- nurse** [nɜːs] n.
Samantha's mother is a nurse.
- older** ['oʊldə] adj.
Natalie doesn't like getting older.
- younger** ['jʌŋgə] adj.
Patty's younger brother lives in Japan.
- both** [boʊ] adv.
I know both Terry and Bill.
- husband** ['hʌzbənd] n.
Natalie's husband is 12 years older than her.

Knowledge Check

A Listen to the questions and check the correct answers. Track 19

- ☐ a. He is a nurse. ☐ b. He is a doctor. ☐ c. He is a teacher.
- ☐ a. She visits her grandparents across town. ☐ b. She goes out to dinner with her family. ☐ c. She chats with Tim about her family.
- ☐ a. 7 ☐ b. 8 ☐ c. 9
- ☐ a. Lisa's aunt ☐ b. Lisa's cousin ☐ c. Lisa's grandmother

B Listen to the conversation again and complete the sentences.

- Lisa's grandparents on her _____ side go to dinner with her.
- Janet is Lisa's _____. She's also Lisa's mother's _____.
- Ken is Janet's _____. He's also Lisa's _____.

C Listen to May introduce her family to Henry. Number her family members in the order that she introduces them. Track 20

grandfather _____	grandmother _____	father _____
mother _____	sister _____	brother _____

Different types of review questions.

READING

Read about Kelly's perfect neighborhood. Where is Kelly's apartment on this map? Track 46

My Perfect Neighborhood

My name is Kelly, and I love my neighborhood. It isn't **quiet**,¹ but there is so much to do. My apartment is on the corner of Oak Road and 3rd Street. Across from my **apartment**² there is a bakery. I can buy delicious bread at the bakery. There is a supermarket nearby, too. The supermarket is between a bank and a stationery store. I can buy everything I need in five minutes!

My favorite place is the bookstore. It is across from the supermarket. I buy lots of books there. If I don't have any money, I go to the **library**.³ It is in front of the bookstore. My neighborhood is very busy on the weekend. Everyone goes shopping. But I don't **mind**.⁴ It's fun to live in such a busy and exciting place!

LANGUAGE NOTES

- quiet** ['kwaɪə] adj.
Please be quiet in the museum.
- apartment** [ə'pɑːtmənt] n.
Howard is looking for a new apartment.
- library** ['laɪbrəri] n.
I like to study in the library because it's quiet.
- mind** [maɪnd] v.
Do you mind if I wait here?

Knowledge Check

A Look at the map again and answer the questions.

- Where is Kelly's apartment?
☐ a. On the corner of 2nd Street and Oak Road
☐ b. On the corner of Maple Road and 3rd Street
☐ c. On the corner of Oak Road and 3rd Street
- What is across from Kelly's apartment?
☐ a. A supermarket ☐ b. A bakery ☐ c. A park
- Where is the supermarket?
☐ a. It is two blocks away. ☐ b. It is far away. ☐ c. It is nearby.
- What is Kelly's favorite place?
☐ a. The bakery ☐ b. The bookstore ☐ c. The supermarket
- When is Kelly's neighborhood busy?
☐ a. On the weekend ☐ b. On Thursday night ☐ c. Every day

B Look at the map again and fill in the blanks with the words below.

from	between	front	in	next	of	and	across	to	on
------	---------	-------	----	------	----	-----	--------	----	----

- The supermarket is _____ the bank _____ the stationery store.
- The bakery is _____ the drugstore.
- The police station is _____ the corner.
- The bookstore is _____ the post office.
- The restaurant is _____ the convenience store.

C Describe your perfect neighborhood to your partner. Write it down.

GRAMMAR

Visual aids and a simplistic design convey grammar points to ease comprehension.

Test students' grammar ability through a variety of exercises.

GRAMMAR

1 Demonstrative Pronouns

1.1 This/These VS. That/Those

Is **this** a tomato?
to say a thing is close to you
 Yes, **it** is. **It** is a tomato.

Is **that** a papaya?
to say a thing is not close to you
 No, **it** isn't. **It** is a watermelon.

Are **these** onions?
to say things are close to you
 Yes, **they** are. **They** are onions.

Are **those** beans?
to say things are not close to you
 No, **they** aren't. **They** are peas.

Live Grammar

Close Far

This is a papaya. That is an apple.

These are grapes. Those are tomatoes.

1.2 Work It Out

A Look at the picture below. Fill in the blanks with **this**, **that**, **these**, or **those**.

① _____ is an apple.
 ② _____ is an apple tree.
 ③ _____ are apples.
 ④ _____ are trees.

B Match the questions with the answers.

① Is that a pear? * Yes, they are Lisa's books.
 ② Are those Lisa's books? * No, he isn't. He's my brother.
 ③ Is this your husband? * No, it isn't. It is a tomato.
 ④ Are these onions? * Yes, they are onions.

C Complete the sentences.

① A: Is that a guava?
 B: Yes, _____ is.

② A: Are these carrots.
 B: Yes, _____ are.

③ A: Are those oranges?
 B: No, _____ are lemons.

GRAMMAR

2 Countable/Uncountable Nouns

2.1 Basic Rules

2.2 Quantifiers

a glass of juice
 a cup of milk
 a slice of cake/bread
 a loaf of bread
 a piece of paper

2.3 There is / There are

- There is a lot of milk.
+ singular/uncountable noun
- There are three eggs.
+ plural/countable noun
- There are some apples.
+ plural/countable noun
- There isn't any chicken.
used in questions or negative sentences
 Are there any papayas in the refrigerator?

2.4 Work It Out

A Change the nouns into plural.

① bus _____
 ② hero _____
 ③ daughter _____
 ④ city _____
 ⑤ skirt _____

B Circle the uncountable nouns.

① apple / vegetable / sugar
 ② table / furniture / chair
 ③ money / dollar / coin
 ④ song / music

C Circle the correct answers.

① There (is / are) some rabbits under the tree.
 ② There isn't (any / some) water in the cup.
 ③ A: (Are / Is) there any tomatoes here?
 B: Yes, there are (some / any) tomatoes here.
 ④ A: (Are / Is) there any corn in the store?
 B: No, there isn't (some / any) corn.

Live Grammar

Memorize this!

man - men	woman - women
tooth - teeth	foot - feet
child - children	person - people
sheep - sheep	fish - fish

WRITING

Essential sentence pattern practice using the theme topics and grammar points.

WRITING

A Write the questions and answers based on the hints given.

① this / apple * A: **What is this?**
 B: **This is an apple. / It is an apple.**

② that / strawberry * A: _____
 B: _____

③ those / green grapes * A: _____
 B: _____

④ it / peach * A: _____
 B: _____

B Answer the questions based on the hints given.

① What are these? (pineapple) _____

② Are there any red grapes? (yes, some) _____

③ Is there a supermarket near here? (yes) _____

C Read the example paragraph below. Change the bold words and write your own paragraph.

Today, I want to make a salad with some fruits and vegetables in it. I love fruits like **strawberries**, **grapes**, and **peaches**. The vegetables I like are **corn** and **beans**, but not **onions**. Now, I have to go to the supermarket. Wish me luck!

LEARNING CHALLENGE

Higher-level English presented in thought provoking articles with critical-thinking questions.

LEARNING CHALLENGE

Home Away from Home

These days, a hotel isn't the only choice. There are many other places where you can sleep.

Hostel

Hostels aren't as comfortable as hotels. They don't have swimming pools and nice restaurants. Most of the time, you have to share a room or bathroom. However, they are much cheaper than hotels. They are also very friendly places. You meet lots of people and can make new friends. Many hostels even have kitchens. You can save money by cooking your own food. And hostels aren't just for young people anymore. Older people stay in them, too!

Bed and Breakfast (B&B)

A bed and breakfast, or B&B, is another great choice. A B&B usually looks just like a regular house. You sleep in one of the bedrooms and you get breakfast in the morning. Most B&Bs are family-run, so staying in one will be like living at home. Sometimes you even eat with the family that owns the house. You can learn a lot about the culture of the country and have a great time. Some B&Bs are expensive and some are cheap. It's up to you how much money you want to spend.

Airbnb

Airbnb is one of the most popular forms of travel accommodation today. Using the Airbnb website or mobile app, a host can list their property. Then, travelers can book whichever property catches their eye. The properties can be single rooms, apartments, houseboats, or even castles! Airbnb properties oftentimes offer better amenities than hotels, such as full kitchens, bicycles, kayaks, pools, and more. This modern hospitality service could be your ticket to a great vacation.

YOUR TURN

What accommodation type would you prefer? Why?

What is the best hotel you have ever stayed at?

REVIEW

A review section after every two units is offered to test students' understanding of all material presented throughout the previous units. This section incorporates listening, reading, and writing questions. It provides an excellent tool for students to track their improvement and understand their English proficiency.

REVIEW 1 (UNIT 1-2)

Part I Multiple Choice
Listen to the question and circle the correct answer. (Track 32)

① a. My name is Jack.
b. I love Brazil.
c. I'm from Japan.

② a. No, I am Japanese.
b. Yes, I am.
c. Yes, she is.

③ a. She's a teacher.
b. No, he isn't.
c. He's my brother.

④ a. No, she's my cousin.
b. They're my parents.
c. Yes, he's handsome.

Part II Conversation
Listen to the conversation and circle the correct answer. (Track 33)

① a. Because of how she dresses.
b. Because of how she speaks.
c. Because of the food she eats.

② a. Stop guessing.
b. Guess one more time.
c. Ask for a hint.

③ a. The girl's brother.
b. The girl's cousin.
c. The girl's uncle.

④ a. At a hospital.
b. At a police station.
c. At a restaurant.

Part III Short Passage
Listen to the short passage and circle the correct picture. (Track 34)

①

②

Part IV Grammar
Circle the correct answer.

① ____ new car is red.
a. She b. He
c. It d. They

② A: ____ are your parents' jobs?
B: They're doctors.
a. What b. Why
c. Who d. How old

③ A: ____ is Jessica?
B: She's my daughter.
a. Who b. What
c. Where d. How

④ Ted and Joe ____ from Paris.
a. is b. am
c. are d. X

⑤ A: Are you French?
B: No, ____.
a. I am b. I'm not
c. you aren't d. you're not French

⑥ A: Where ____ from?
B: He's from New York.
a. he's not b. isn't he
c. he is d. he

Part V Writing
Answer the questions using the hints that are given.

① Where are the students from? (Japan)

② Is the girl Indian? (No)

③ What's your name? (Lucy)

④ Who is Hank? (my younger brother)

⑤ Who are from Tokyo? (Henry and Tina)

GO BEYOND WHAT YOU KNOW

Authentic extra activities with diverse exercises to conclude each unit.

Students listen to the audio track and complete a comprehension check.

Students can work on activities based on their personal background or preferences.

Go Beyond What You Know (UNIT 1-6)

Unit 1

① Listen to Kate talk about her family. Match the pictures with the family members. (Track 64)

② Create your own family tree.

③ Work in pairs. Use the family tree from exercise 2 to talk about your family.

I'm (your name). My (family member) is a(n) (occupation).
He/She is (age) years old. He/She is (characteristic).

Word Bank
Family member: grandmother / grandfather / father / mother / uncle / aunt / sister / brother / cousin / nephew / niece
Occupation: nurse / doctor / teacher / student / driver / cook / artist / farmer / fisherman / lawyer / clerk / musician / police officer / assistant / soldier / writer / engineer / housewife
Characteristic: tall / short / slim / strong / heavy / pretty / handsome / old / young / smart / cool / energetic / friendly / honest / shy

Unit 2

① Listen to Aden talk about where he wants to travel. Write T (true) or F (false) in the blanks. (Track 65)

① ____ Aden wants to go to a country near France.
② ____ People in Bhutan are happy.
③ ____ Bhutan is a dirty place.
④ ____ There are many different kinds of plants in Bhutan.
⑤ ____ Bhutan won the Earth Award in 2018.

② What are these countries famous for? Write the country name under the picture.

the United Kingdom Japan Brazil France

③ Write where you want to travel and what you want to see there. Next, ask five classmates where they want to go and what they want to see. Record your answers in the space provided.

I'm ____
I want to travel to ____
I want to see ____

• Where do you want to travel?
• What do you want to see there?

Name	Travel To	What He/She Wants to See
①		
②		
③		
④		
⑤		

WORKBOOK

Comprehensive exercises closely resembling those found in English proficiency exams to strengthen and test students' English skills.

Three types of questions to build students' listening abilities.

Three forms of questions to help students become familiar with both vocabulary and grammar. It also enhances their reading comprehension.

UNIT 1 FAMILY

Listening Test

Part I Picture Reading
Look at the picture and choose the best answer.
Track 68

① a. They are talking. b. They are laughing. c. They are crying.

② a. They are talking. b. They are laughing. c. They are crying.

③ a. They are talking. b. They are laughing. c. They are crying.

Part II Picture Description
Listen to the dialogue and choose the best answer.
Track 69

① a. He is a doctor. b. He is a teacher. c. He is a student.

② a. He is a doctor. b. He is a teacher. c. He is a student.

③ a. He is a doctor. b. He is a teacher. c. He is a student.

Part III Conversation
Listen to the conversation and choose the best answer.
Track 70

① a. They are talking. b. They are laughing. c. They are crying.

② a. He is a doctor. b. He is a teacher. c. He is a student.

③ a. He is a doctor. b. He is a teacher. c. He is a student.

④ a. He is a doctor. b. He is a teacher. c. He is a student.

Vocabulary, Grammar and Reading

Part I Vocabulary and Phrases
Choose the best answer.

① a. Claire is my cousin? b. your d. yours

② Their names are Rob and Ruth. a. naming b. name c. names d. named

③ Let me introduce my father and mother. a. talk b. hello c. chat d. introduce

④ Those are my grandparents on my mother's side.

⑤ Linda's mother won't let her go to the dance. a. furniture b. parents c. couple d. cars

Part II Cloze
Choose the best answers to complete the text.

Lisa loves her family very much. She _____ (1) _____ dinner with them at a nice restaurant every week. Lots of people in her family go. Her _____ (2) _____ go, of course. Her mother is a nurse, and her father is a teacher. Her younger brother _____ (3) _____ her.

Part III Reading Comprehension
Answer the questions.

My friend, Adam, is a student, and he is 20 years old. He is not very tall, but he is quite slim. He is a taxi driver, but he is also a student. He is 18 years old, and he is younger than his sister. His sister is 22 years old, and she is tall and thin. He is a very good student, and he is very smart.

Writing Test

Part I
Rewrite the sentences with possessive adjectives.

1. It's Jane's book on the desk.

2. They are not Kevin's brothers.

3. Are these Tom and Sarah's books?

Part II
Write the questions based on the underlined words.

1. My sister is a college student.

2. My name is William.

3. They are from Korea.

Part III
Fill in the blanks and answer the questions using the hints given.

1. Who _____ they? (students)

2. What _____ your brother? (lawyer)

3. Who _____ you? (Lisa's cousin)

4. _____ your parents? (yes)

Two to three types of writing questions to reinforce students' understanding of sentence patterns.


LEVEL CHART




1 Base Camp
CEFR A1.2



2 Ascend
CEFR A2



3 Trekking
CEFR B1



4 Crest
CEFR B1+



5 Summit
CEFR B2