

# Outstanding!



**LiveABC**

First Choice in Digital Language Learning



# Mission

---

Dear Teachers,

LiveABC Interactive English Group is a worldwide organization based in Taiwan. We employ over four hundred people and partner with a multitude of organizations across the island and around the world. Producing quality publications is a lifelong endeavor, and we are dedicated to the development of English, as well as other foreign language learning materials in both print and digital formats. Thank you for your interest in LiveABC's books and systems. If you require any further information, please do not hesitate to contact us.

Best regards,  
Founder CEO  
Chun Chi Chen



LiveABC Representative in Latin America  
CEO of Learning Ark  
Shengping Wu



Learning Is Very Easy  
with LiveABC

The Leading brand in digital English learning, LiveABC is dedicated to developing and distributing language-learning solutions that are effective and enjoyable to use. By combining the advantages of technology and publishing, LiveABC provides innovative educational resources. Learning Is Very Easy with LiveABC.




# Global Markets



LiveABC is the largest producer of multimedia language learning materials in Taiwan. It owns multiple sales channels and has several strategic partners.

In addition to securing the local market, LiveABC is developing overseas markets, with partners in mainland China, Hong Kong, Macau, Korea, Japan, Thailand, Vietnam, Indonesia, the USA, Mexico, and more countries in Latin America.



**Education**













# Introduction to Outstanding!

Welcome to *Outstanding! — Achieving Excellence in English*. Outstanding English skills will open up doors for anyone in today's world. No matter how out of reach a student's learning goals seem to be, the *Outstanding!* series will provide the boost he or she needs. Each unit of *Outstanding! — Achieving Excellence in English* is designed to push students to put what they have learned into practice as well as to challenge them to expand their skills. As students progress through each level, they are constantly encouraged to put what they have learned to use. At the same time, they never stop taking on new challenges to help themselves reach the next benchmark in the learning process. By developing a hunger for advancement, *Outstanding! — Achieving Excellence in English* proves that the sky is the limit for today's learners.

## Titles with Components

Category	Title	CEFR	for Students				for Teachers			
			 Student's Book	 Workbook	 e-learning	 AR App	 Teacher's Guide	 PPT	 e-learning	 AR App
• ELT	<b>Outstanding!</b> Full Edition (Book: Starter, 1, 2, 3, 4, 5, 6)	<b>Starter:</b> A1.1 <b>Book 1:</b> A1.1 <b>Book 2:</b> A1.2 <b>Book 3:</b> A2 <b>Book 4:</b> B1 <b>Book 5:</b> B1+ <b>Book 6:</b> B2	✓	✓	✓	✓	✓	✓	✓	✓
	<b>Outstanding!</b> Split Edition (Book: Starter A, Starter B, 1A, 1B, 2A, 2B, 3A, 3B, 4A, 4B)	<b>Starter A/B:</b> A1.1 <b>Book 1A/1B:</b> A1.1 <b>Book 2A/2B:</b> A1.2 <b>Book 3A/3B:</b> A2 <b>Book 4A/4B:</b> B1	✓	✓	✓	✓	✓	✓	✓	✓



# — UNIT 1 —

# Greetings



## Get It Started:

1. When was the last time you met a new person?
2. How did you meet your best friend?
3. How do you usually introduce yourself to someone new?




# Greetings

## Expressions to Learn

Write the correct letters in the blanks. There are two wrong answers.

Listen and check your answers. **Track 01**



Ⓐ He's Zack                      Ⓑ Connie, this is Darren                      Ⓒ How about you

Ⓓ I'm Sylvia                      Ⓔ About what                      Ⓕ See you tomorrow

**Meeting Friends**

A: Hi, Luke. How are you?

B: Fine, thanks.

1. \_\_\_\_\_?

**Introducing Yourself**

A: Hello. 2. \_\_\_\_\_.

B: Hi, Sylvia. My name is Zack.

**Introducing People**

A: 3. \_\_\_\_\_.

B: Good to meet you, Darren.

C: You too, Connie.

**Saying Good-Bye**

A: Bye, Colin.

B: 4. \_\_\_\_\_.



Work with a partner. Repeat the dialogues above using these expressions.

<b>Hi.</b>	<b>How are you?</b>	<b>Fine.</b>
Hello. / Hey. Good morning.	How are things? How are you doing?	Pretty good. Great.
<b>How about you?</b>	<b>Good to meet you.</b>	<b>Bye.</b>
What about you? And you?	Nice to meet you. Nice meeting you.	See you later. Have a good day.



## I Words to Learn

Do you know how to say these **majors**? Listen and repeat. **Track 02**



1

**English** *n.*  
[ˈɪŋɡlɪʃ]



2

**history** *n.*  
[ˈhɪstri]



3

**law** *n.*  
[lɔ]



4

**engineering** *n.*  
[ˌɛndʒɪˈnɪrɪŋ]



5

**nursing** *n.*  
[ˈnɜːsɪŋ]



6

**tourism** *n.*  
[ˈtʊrɪzəm]



7

**accounting** *n.*  
[əˈkaʊntɪŋ]



8

**journalism** *n.*  
[ˈdʒʌnəˌlɪzəm]

## I Say It Right

Practice introducing your **major** to a partner.

Question	Response
What's your major?	I'm a(n) . . . major. My major is . . . . . . is my major.
Are you a(n) . . . major?	I'm in the . . . department. I'm a(n) . . . student.
	Yes, I am. I'm in my first / second / third / fourth year. No, I am not. I'm in the . . . department.

## I Listen Up

**Task I** Listen to the three speakers and write their majors. **Track 03**

Name	 <b>Catherine</b>	 <b>Frank</b>	 <b>Yuki</b>
Major	_____	_____	_____

**Task II** Listen again and circle the sentence you hear.

<b>Speaker 1</b>	a. I'm a journalism major.	b. I major in journalism.
<b>Speaker 2</b>	a. My name is Frank, and I'm an engineering student.	b. I'm Frank, and I study engineering.
<b>Speaker 3</b>	a. History is my major.	b. My major is history.





## Conversation

Track 04



# Meet and Greet

L&S: Lindsay and Sophia

*Jack and Lindsay leave their first class.*

**Jack:** Excuse me. Is this your book?

**Lindsay:** Yes, it is. Thanks. I'm Lindsay.

**Jack:** Sorry. Could you **repeat**<sup>1</sup> your name?

**Lindsay:** Sure. It's Lindsay. L-I-N-D-S-A-Y.

**Jack:** My name is Jack. Nice to **meet**<sup>2</sup> you, Lindsay.

**Lindsay:** Nice to meet you too. Jack, this is my friend Sophia.

**Jack:** Hello, Sophia. Are you English **majors**<sup>3</sup>?

**Sophia:** I am, but she's not.

**Lindsay:** Sophia is right. My major is history. How about you?

**Jack:** I'm in the tourism **department**<sup>4</sup>. I have to go now. See you **both**<sup>5</sup> on Thursday!

**L&S:** Bye!



*Work in a group of three. Make your own conversations.*

A: Hello. My name is \_\_\_\_\_. What about you?

B: I'm \_\_\_\_\_. Could you say your name again?

A: No problem. It's \_\_\_\_\_. \_\_\_\_\_ (B's name), meet my classmate \_\_\_\_\_ (C's name).

B: Pleased to meet you, \_\_\_\_\_ (C's name).

C: Pleased to meet you too.



## A. Key Words Track 05

### 1. **repeat** [rɪˈpiːt] *v.*

Repeat the exercise when you go home.

### 2. **meet** [miːt] *v.*

I am pleased to meet you, Mrs. Woods.

### 3. **major** [ˈmedʒə] *n.*

All English majors must take this class.  
Cindy wants to change her major to law.

### 4. **department** [dɪˈpɑːtmənt] *n.*

Mr. Lee is the head of the history department.

### 5. **both** [boʊ] *pron.*

Tom and Luke like basketball. They are both great players.

## B. Language Tips

### 1. Getting Someone's Attention

Excuse me.  
Pardon me.  
I'm sorry.  
Sorry.

#### *For Example:*

- **Excuse me.** Is this your book?
- **Pardon me.** Where is Main Street?
- **Sorry.** Is this the train to Kaohsiung?

### 2. Making and Responding to Polite Requests

Question	Response
Could you . . . , please? (most polite)	Of course. (most formal)
Could you . . . ?	Yes.
Can you . . . , please?	Sure.
Can you . . . ?	No problem.

#### *Usage Note*

**Please** sometimes comes after the subject (you). No comma (,) is needed.

#### *For Example:*

- **A: Could you please** spell your last name?  
**B:** Yes. It's Moore. M-O-O-R-E.
- **A: Can you please** give me some water?  
**B:** Sure. Here you go.

## C. Wrap Up

Listen to the audio. Complete the sentences with the words you hear. Track 06

- \_\_\_\_\_. You are Carol, right?
- We are \_\_\_\_\_ in your class.
- \_\_\_\_\_ you \_\_\_\_\_ that?

- Are you in the \_\_\_\_\_?
- It's a good \_\_\_\_\_.
- It's \_\_\_\_\_ to talk to you. \_\_\_\_\_.





## The Present of Be Verbs

### A. Statements

	Subject + Be Verb	Contraction	Example
Affirmative	I am	I'm	I'm a college student.
	you are	you're	You're nice.
	he / she / it is	he's / she's / it's	He's a good writer.
	we / you / they are	we're / you're / they're	We're in the same English class.
Negative	I am not	I'm not	I'm not angry at you.
	you are not	you're not / you aren't	You aren't a taxi driver.
	he / she / it is not	he's / she's / it's not he / she / it isn't	It isn't the answer.
	we / you / they are not	we're / you're / they're not we / you / they aren't	They aren't Japanese people.

#### Check for Pronunciation

Listen and circle the form you hear. Track 07

he is / he's	you are / you're	I am / I'm	it is / it's	they're not / they aren't
--------------	------------------	------------	--------------	---------------------------

### B. Yes / No Questions

Question	Short Answer
Are you in the history department?	Yes, I am. No, I'm not.
Is soccer a popular sport here?	Yes, it is. No, it's not. / No, it isn't.
Are your shoes expensive?	Yes, they are. No, they're not. / No, they aren't.

#### Usage Note

We don't use contractions in positive short answers.

### C. Wh- Questions

Question	Short Answer	Long Answer
What is a Wii?	A video game system.	It's a video game system.
Who is John Irving?	A writer.	He's a writer.
When is the first class?	Eight a.m.	It's at eight a.m.
Where are the people from?	San Diego.	They're from San Diego.



## A. Fill in the Blanks

Write the correct words. Use contractions if possible.

1	A: _____ your father happy with your score? B: No, he _____.	2	A: _____ you and Megan late today? B: Yes, _____. The traffic _____ bad.
3	A: Ellen, _____ you hungry? B: Yes, _____. Let's order some pizza.	4	A: Hi, Josh. _____ Steve in his car? B: Yes, _____. A: Good. My bag _____ in there.
5	A: _____ Sam's Noodles a good place to eat? B: Yes, _____. The food there _____ delicious. _____ my favorite restaurant.	6	A: My brothers _____ both students at Harvard. B: _____ in the same department? A: No, _____.

## B. Match

Match the question with the appropriate response.

- |                                  |                                     |
|----------------------------------|-------------------------------------|
| _____ 1. What is their address?  | a. He's Professor Brown.            |
| _____ 2. When is your birthday?  | b. No, it's not. It's wrong.        |
| _____ 3. Where are your parents? | c. It's 216 Maple Street.           |
| _____ 4. What are their names?   | d. Yes, it is. It's really old too. |
| _____ 5. Is the painting real?   | e. They are called John and Kevin.  |
| _____ 6. Where is the park?      | f. It's tomorrow.                   |
| _____ 7. Who is that man?        | g. It's near the school.            |
| _____ 8. Is the number correct?  | h. They are at a party.             |

## C. Complete the Passage

Fill in the blanks with **be verbs**.

My name 1. \_\_\_\_\_ Wen. I 2. \_\_\_\_\_ 24 years old, and I 3. \_\_\_\_\_ from Hong Kong. The city 4. \_\_\_\_\_ an exciting place. It 5. \_\_\_\_\_ full of people. Hong Kong 6. \_\_\_\_\_ also a center of business. Banks 7. \_\_\_\_\_ everywhere. The people of Hong Kong 8. \_\_\_\_\_ really in love with food. Dim sum dishes 9. \_\_\_\_\_ delicious. Yung Kee 10. \_\_\_\_\_ my favorite dim sum place. The waiters there 11. \_\_\_\_\_ nice. The food 12. \_\_\_\_\_ great too! You 13. \_\_\_\_\_ welcome to try it.







## Before You Read

*These three people are all workers in different jobs. What do you think the reading is about?*



## Finding Your Dream Job

- 1 It is hard to choose a major. The top majors in Taiwan are engineering, business, and health. Many students in Taiwan study one of these subjects. Some majors make lots of money, and some make less money. Doctors make the most money.
- 5 They make about \$190,000 every year. Is money important to you? Maybe it is more important to be happy. Priests make less money, but they are happy workers. People like doctors and managers make a lot of money, but the stress is high. Is stress a problem for you? Think about the right job for you when you choose a major.

**Read the article and answer the following questions.**

1. How important is money to you?
2. What's the top paying job?
3. What's the problem with being a doctor or a manager?



*Look at the list of jobs:*

High Pay	Happy Workers	Most Stress
Doctor	Priest	Firefighter
Dentist	Firefighter	Manager
Lawyer	Principal	Taxi Driver
Engineer	Artist	Doctor
Computer Expert	Teacher	Police Officer

Sources: Bureau of Labor Statistics, USDL, Jobs Rated Survey, NORC / University of Chicago



## A. Synonyms

Match the word in **bold** with its synonym.







<b>hard</b>	<b>choose</b>	<b>top</b>	<b>make</b>	<b>stress</b>	<b>job</b>
•	•	•	•	•	•
•	•	•	•	•	•
popular	earn	worries	difficult	work	pick

Use the words in **bold** to fill in the blanks.

- The test question is not easy. It's \_\_\_\_\_.
- She watches TV to relax and forget her \_\_\_\_\_.
- Jake needs to \_\_\_\_\_ a new color for his room.
- This is one of the \_\_\_\_\_ museums in the country.
- I'm a student, but I have a \_\_\_\_\_ at night too.
- Alex works long hours, but he doesn't \_\_\_\_\_ very much money.

## B. Classification

Write the job title under each picture. There are two wrong answers.

artist teacher police officer engineer doctor manager taxi driver priest	 1. _____	 2. _____	 3. _____
	 4. _____	 5. _____	 6. _____

## C. Multiple Choice

Circle the answers.

1. What are popular majors in Taiwan? a. Business, health, and engineering b. Tourism, engineering, and health c. English, health, and nursing d. Business, history, and health	2. How much do doctors make every year? a. \$19,000 b. \$190,000 c. Not much d. It doesn't say.
3. Who is the happiest at work? a. A driver                      b. A police officer c. A dentist                    d. A priest	4. Who has the most stress? a. A teacher                    b. An artist c. A firefighter                d. All of them





## Writing

### Task I

Look at the Web page and fill in the blanks.

favorite	traveling	tourism	is	major	stress	both	job
----------	-----------	---------	----	-------	--------	------	-----

[Find Pen Pals](#)
[Log In](#)

### A Warm Welcome to Our Newest Member!

#### Baron—18—Canada

[View Profile](#)
[Write to Baron Today!](#)

#### About Me

My name is Baron. I'm 18 years old. My 1. \_\_\_\_\_ is tourism, and my 2. \_\_\_\_\_ subjects are English, business, and tourism law. I like 3. \_\_\_\_\_. It is about 4. \_\_\_\_\_ and people. I love 5. \_\_\_\_\_ things. My dream 6. \_\_\_\_\_ is to be a tour guide. You can talk to people a lot and go to many different places. The pay 7. \_\_\_\_\_ OK, and there isn't too much 8. \_\_\_\_\_.

### Task II

Write to your pen pal about your major. You can use a dictionary to help you.

Hi!

I'm \_\_\_\_\_ (name) from \_\_\_\_\_ (country). I \_\_\_\_\_  
 \_\_\_\_\_ (age). I'm a(n) \_\_\_\_\_ (major) student in  
 \_\_\_\_\_ (school). I like \_\_\_\_\_, \_\_\_\_\_, and \_\_\_\_\_  
 (subjects). My goal is to be a(n) \_\_\_\_\_ (job). This is a(n) \_\_\_\_\_ (adj.) job.

What about you? Where is your school? What is your major? What are your favorite  
 classes? What are your plans for the future?

Best wishes,  
 \_\_\_\_\_ (Name)

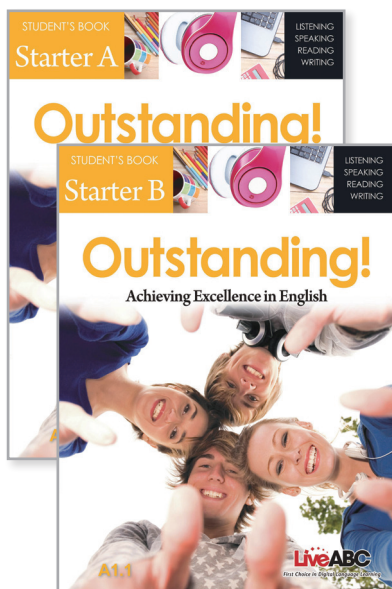





# Outstanding!

Achieving Excellence in English

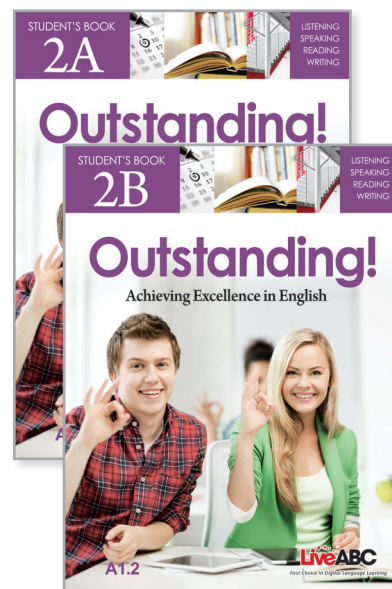
*Split Edition*



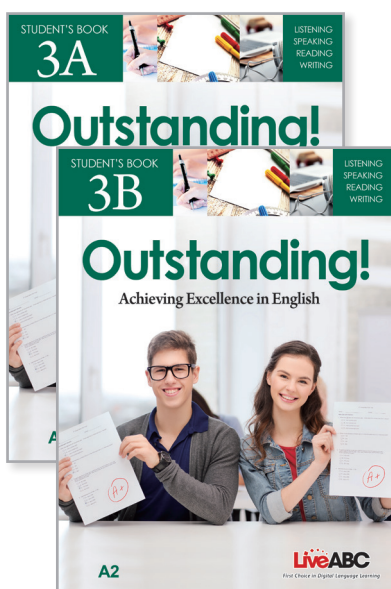
Starter A, Starter B  
CEFR A 1.1



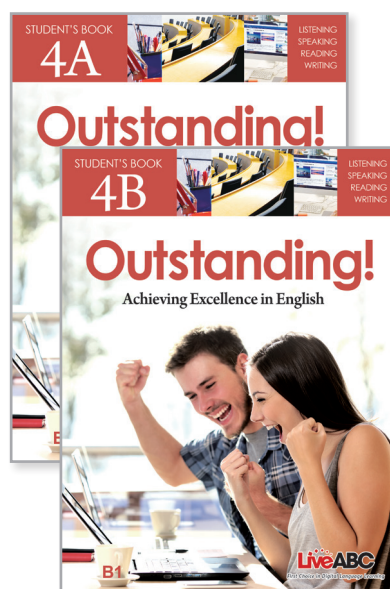
BOOK 1A, 1B  
CEFR A1.1



BOOK 2A, 2B  
CEFR A1.2



BOOK 3A, 3B  
CEFR A2



BOOK 4A, 4B  
CEFR B1

## Components:

Student's Book + e-Learning Platform + AR APP

Teacher's Guide + e-Learning Platform + AR APP



# Outstanding! e-Learning for Students

The e-Lab is the online platform for OS, LE, ESP & ARdS. It offers supplementary materials of the student book. Each unit allows the student to engage with all the digital material available.

Unit 1	Greetings	ebook	Mp3	Conversation	Reading	Description Video	Review Test
Unit 2	Big Happy Family	ebook	Mp3	Conversation	Reading	Description Video	Review Test
Unit 3	Just for Fun	ebook	Mp3	Conversation	Reading	Description Video	Review Test
Unit 4	Grocery Shopping	ebook	Mp3	Conversation	Reading	Description Video	Review Test
Unit 5	Blue Skies	ebook	Mp3	Conversation	Reading	Description Video	Review Test
Unit 6	The World of Computers	ebook	Mp3	Conversation	Reading	Description Video	Review Test
Unit 7	Mari's Best Friends	ebook	Mp3	Conversation	Reading	Description Video	Review Test
Unit 8	Daily Life	ebook	Mp3	Conversation	Reading	Description Video	Review Test
Unit 9	On Campus	ebook	Mp3	Conversation	Reading	Description Video	Review Test
Unit 10	Happy Times	ebook	Mp3	Conversation	Reading	Description Video	Review Test
Unit 11	Making Money	ebook	Mp3	Conversation	Reading	Description Video	Review Test
Unit 12	On the Road	ebook	Mp3	Conversation	Reading	Description Video	Review Test
Test		Test Prep					



User-friendly interface and well-organized menu for students to move from one activity block to the next one.

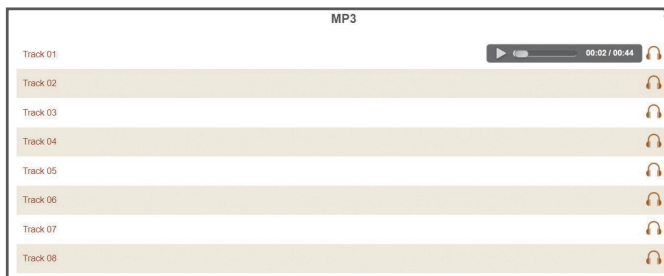
## eBook

The e-book is the digital version of the book. Students can watch the videos and listen to the recordings online.



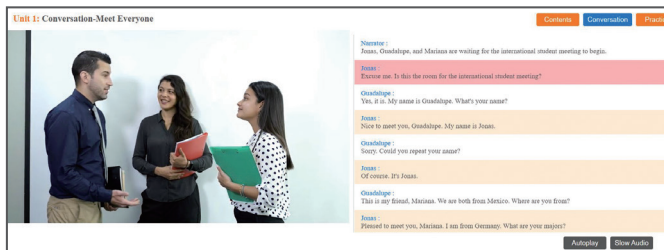
## Mp3

Listen to all the audio files in each unit with just one click.



## Conversation

Watch conversation videos covered in each unit. Scripts and speed slow audio functions are also available.







## Practice

The practice section allows students to review the content taught in each unit. The platform has an instant correction function so students can follow up of their progress on the spot.

**Unit 1: Reading - Cool College Majors**

Practice A Practice B

Listen to the article. Choose True or False. ▶ 0:00 / 1:04

- The reading talks about the cooking major.
  - ☐ A. True
  - ☒ B. False
- Surf science students study surfing the Internet.
  - ☐ A. True
  - ☒ B. False
- You can do well in the comedy business by making people laugh.
  - ☒ A. True
  - ☐ B. False
- In college, students choose a major to study.
  - ☐ A. True
  - ☒ B. False
- If you have a special interest, why not study it?
  - ☒ A. True
  - ☐ B. False

**Unit 1: Conversation - Meet Everyone**

Practice A Practice B

Choose the correct answers to complete the dialogue.

A: Hello. My name is David.  
B: \_\_\_\_ (1) \_\_\_\_  
A: Are you a history major?  
B: No. \_\_\_\_ (2) \_\_\_\_  
A: Cool. I'm in the English department.  
B: \_\_\_\_ (3) \_\_\_\_

- ☐ A. Hello. This is Randall.
  - ☒ B. I'm Lucy. Nice to meet you.
  - ☐ C. I'm Amanda. How about you?
- ☒ A. I'm an accounting student.
  - ☐ B. He studies accounting.
  - ☐ C. Do you study engineering?
- ☐ A. She is a nursing major.

## Reading

The reading section is designed to test student's reading capabilities and keep them engaged in each reading text.

**Unit 1: Reading - Cool College Majors**

College is not like high school.

In high school, students study many subjects.

In college, students choose a major to study.

You don't have to pick an ordinary one though.

If you have a special interest, why not study it?

Do you like comic books? You can study comic art.

Then, you can draw your own stories.

If you like to surf, some colleges teach surf science.

You can study to be a cool surfer.

Do you like to make people laugh?

A major in comedy could be right for you.

If you're a good student, you may become famous in the comedy business.

Autoplay Slow Audio

## Description Video

The description video section has different types of videos recorded by experienced English teachers. It is divided into four major categories: opening, dialogue, reading & grammar. Each video explains in detail the content taught in each unit and more.

Can you tell me what happens next in the dialogue?

4:03 / 6:59

## Review Test

## Test Prep

The Review Test and the Test Prep are designed to evaluate the student's comprehension in each unit and the overall content of the book.



# Outstanding! Online Resources for Teachers

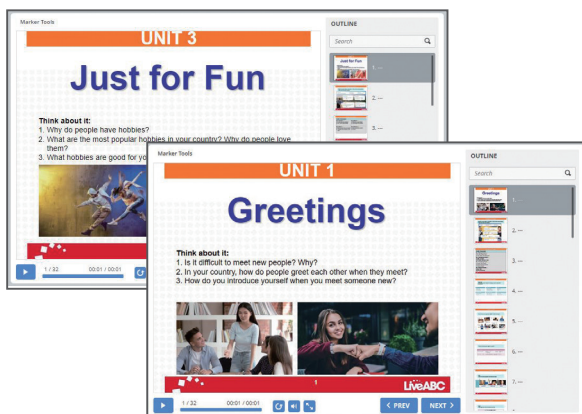
## Teacher's Book (PDF)

Access the answer keys and a wide range of teaching notes to keep your students engaged during the class.



## PPT

Our online PPT tool allows teachers to lead the class, share answers and even write notes during class.



## Listening / Reading Test

Downloadable listening and reading tests for each unit.

Unit 1 Listening Test

Class : \_\_\_\_\_  
No : \_\_\_\_\_  
Name : \_\_\_\_\_

Part I Best Response Questions

Listen to the statement or question and choose the best response.

1. ( ) a. Sure. No problem.  
b. See you tonight.  
c. How are you?
2. ( ) a. What's wrong, Sandy?  
b. What about you, Sandy?  
c. Hi, Sandy. I'm Eric.
3. ( ) a. Yes. He's in his second year.  
b. Yes. He's from England.  
c. Yes. He's the teacher.
4. ( ) a. I'm pretty good. What about you?  
b. Thank you. And yourself?  
c. Please come back again.
5. ( ) a. I'm a law student.  
b. I am a doctor.  
c. I'm in the science class.
6. ( ) a. We are in the same department.  
b. Nice meeting you.  
c. Who is this girl?
7. ( ) a. Accounting is a difficult major.  
b. No. I'm in the history department.  
c. Yes. We're both nursing majors.

Part II Conversation

Listen to each conversation and answer the question.

1. ( ) a. What does his father teach?  
b. Where is the university?  
c. How is his father?
2. ( ) a. She doesn't know.  
b. She only wants chocolate.  
c. She wants chocolate and strawberry.
3. ( ) a. Write the words

## Worksheet

Downloadable worksheets to engage students in different tasks using English.

WORKSHEET 1

Student's Book Page 11

### Words to Learn

What are these majors? Use the clues to solve the crossword puzzle.

1. j \_ \_ \_ \_ \_ 2. a \_ \_ \_ \_ \_ 3. e \_ \_ \_ \_ \_

4. h \_ \_ \_ \_ \_

5. n \_ \_ \_ \_ \_

6. t \_ \_ \_ \_ \_

7. E \_ \_ \_ \_ \_ 8. l \_ \_ \_ \_ \_

Across	Down
1. Writing news reports (10)	2. Working with numbers (10)
4. Studying the past (7)	3. Making roads, bridges, and buildings (11)
5. Looking after sick people (7)	8. Studying the rules (3)
6. Planning holidays (7)	
7. Learning an important international language (7)	

This page may be photocopied and distributed to the class.





## Learning tracking interface

Keep track of the progress of each of your students with just one click. Export all the data to your PC and access it offline.

Study Records: Outstanding! 1 (2nd)

Instructions: Click on the Unit link to look in more detail. (X) Unread / (✓) Read / (N/A)

Export

Unit	1	2	3	4	5	6	7	8	9	10	11	12	Test
Conversation	✓	X	X	X	X	X	X	X	X	X	X	X	—
Practice A	100	X	X	X	X	X	X	X	X	X	X	X	—
Practice B	100	X	X	X	X	X	X	X	X	X	X	X	—
Reading	✓	X	X	X	X	X	X	X	X	X	X	X	—
Practice A	100	X	X	X	X	X	X	X	X	X	X	X	—
Practice B	100	X	X	X	X	X	X	X	X	X	X	X	—
Video Opening	✓	X	X	X	X	X	X	X	X	X	X	X	—
Video Dialogue	X	X	X	X	X	X	X	X	X	X	X	X	—
Video Reading	X	X	X	X	X	X	X	X	X	X	X	X	—
Video Grammar	X	X	X	X	X	X	X	X	X	X	X	X	—
Review Test	89	X	X	X	X	X	X	X	X	X	X	X	—
Test Prep	—	—	—	—	—	—	—	—	—	—	—	—	X
Completion Rate	73%	0%	0%	0%	0%	0%	0%	0%	0%	0%	0%	0%	0%
Total Study Time	00:51:19	00:00:00	00:00:00	00:00:00	00:00:00	00:00:00	00:00:00	00:00:00	00:00:00	00:00:00	00:00:00	00:00:00	00:00:00

School Code: **liveschool** School Name: **Live School** Select a School: **liveschool** **Submit** **Search**

**Add a Class:** **Add**

Search Classes

Search: **Class Code** **Keywords:** **Search** **Search All**

**Export**

No.	Class Code	Class Name	Book Name	Book Volume	Username(Teacher)	Number of Students	Details	Select All	Delete
1	Segundo A	Segundo A	Outstanding!	2	hector	4	<a href="#">Detail</a>	<input type="checkbox"/>	<input type="checkbox"/>
2	Curso 1	Curso 1	Outstanding!	1A	manor123	1	<a href="#">Detail</a>	<input type="checkbox"/>	<input type="checkbox"/>
3	Quinto A	Quinto A	Outstanding!	5	manor123	1	<a href="#">Detail</a>	<input type="checkbox"/>	<input type="checkbox"/>
4	Primero A	Primero A	Outstanding!	1	manor123	23	<a href="#">Detail</a>	<input type="checkbox"/>	<input type="checkbox"/>
5	Tercero A	Tercero A	Outstanding!	3	iberry	3	<a href="#">Detail</a>	<input type="checkbox"/>	<input type="checkbox"/>
6	Basico A	Basico A	Outstanding! Starter		iberry	2	<a href="#">Detail</a>	<input type="checkbox"/>	<input type="checkbox"/>

6 Records | Page size: 1 | 10 Records per page


## Class Management

With your teacher account, create all your classes and manage the information of each class

### For students and teachers

## AR APP (Augmented Reality APP)

Download our app to experience our AR videos and audios with your mobile. Look for the pages with the AR icon and scan them.







## STARTER CONTENTS

Content Chart	4
Learning Overview	6
Fundamentals	10
<b>Unit 1</b> Nice to Meet You!	18
<b>Unit 2</b> Family Ties	26
<b>Unit 3</b> What Fruits Do You Like?	34
<b>Unit 4</b> Types of Weather	42
<b>Unit 5</b> Shopping Around	50
<b>Unit 6</b> Sports	58
<b>Review Test</b>	66
<b>Unit 7</b> Finding Your Way	70
<b>Unit 8</b> At the Movies	78
<b>Unit 9</b> I'm Not Feeling Well	86
<b>Unit 10</b> Daily Life	94
<b>Unit 11</b> In the House	102
<b>Unit 12</b> Talking on the Phone	110
<b>Review Test</b>	118
<b>Irregular Verbs</b>	122

## BOOK 1 CONTENTS

Content Chart	4
Learning Overview	6
Pronunciation Key	8
<b>Unit 1</b> Greetings	9
<b>Unit 2</b> Big Happy Family	19
<b>Unit 3</b> Just for Fun	29
<b>Unit 4</b> Grocery Shopping	39
<b>Review Test</b>	49
<b>Unit 5</b> Blue Skies	51
<b>Unit 6</b> The World of Computers	61
<b>Unit 7</b> Man's Best Friends	71
<b>Unit 8</b> Daily Life	81
<b>Review Test</b>	91
<b>Unit 9</b> On Campus	93
<b>Unit 10</b> Happy Times	103
<b>Unit 11</b> Making Money	113
<b>Unit 12</b> On the Road	123
<b>Review Test</b>	133

## BOOK 2 CONTENTS

Content Chart	
Learning Overview	
Pronunciation Key	
<b>Unit 1</b> At the Department Store	
<b>Unit 2</b> Out in Nature	
<b>Unit 3</b> Food to Go	
<b>Unit 4</b> Moving In	
<b>Review Test</b>	
<b>Unit 5</b> Time to Eat	
<b>Unit 6</b> Living in the City	
<b>Unit 7</b> Shopping	
<b>Unit 8</b> Looking for a Place to Live	
<b>Review Test</b>	
<b>Unit 9</b> A Helping Hand	
<b>Unit 10</b> Going Places	
<b>Unit 11</b> Not Feeling Well	
<b>Unit 12</b> The Big Sale	
<b>Review Test</b>	





## CONTENTS

	4
	6
	8
Department Store	9
ture	19
o	29
n	39
	49
at	51
Technology	63
for Clothes	75
Good	87
	99
y Hand at Home	101
ces	113
g So Good	125
screen	137
	149

## BOOK 3 CONTENTS

Content Chart	4
Learning Overview	6
Pronunciation Key	8
<b>Unit 1</b> How Do You Feel	9
<b>Unit 2</b> All in Good Fun	21
<b>Unit 3</b> Game Time	33
<b>Unit 4</b> Rain or Shine	45
<b>Review Test</b>	57
<b>Unit 5</b> Eating Out	59
<b>Unit 6</b> School Life	71
<b>Unit 7</b> See the World	83
<b>Unit 8</b> Getting There	95
<b>Review Test</b>	107
<b>Unit 9</b> Checking Out	109
<b>Unit 10</b> Get in Shape	121
<b>Unit 11</b> Money Management	133
<b>Unit 12</b> Close Ties	145
<b>Review Test</b>	157

## BOOK 4 CONTENTS

Content Chart	4
Learning Overview	6
Pronunciation Key	8
<b>Unit 1</b> Time to Celebrate	9
<b>Unit 2</b> Animals in Danger	21
<b>Unit 3</b> A Fine Art	33
<b>Unit 4</b> Tune In	45
<b>Review Test</b>	57
<b>Unit 5</b> Study Abroad	59
<b>Unit 6</b> Life in the Big City	71
<b>Unit 7</b> Technology and You	83
<b>Unit 8</b> Right and Wrong	95
<b>Review Test</b>	107
<b>Unit 9</b> Your Career Starts Now	109
<b>Unit 10</b> Small Talk	121
<b>Unit 11</b> Reading for Fun	135
<b>Unit 12</b> Dreams and Ambitions	149
<b>Review Test</b>	163





## BOOK 5 CONTENTS

Content Chart	4
Learning Overview	6
Pronunciation Key	8
<b>Unit 1</b> Amazing Inventions	9
<b>Unit 2</b> Art and Creativity	23
<b>Unit 3</b> Going for Gold	37
<b>Unit 4</b> Mysteries of the Human Body	51
<b>Review Test</b>	65
<b>Unit 5</b> Architectural Wonders	67
<b>Unit 6</b> Loving the Earth	81
<b>Unit 7</b> Expressing Yourself	95
<b>Unit 8</b> Trends and Fads	109
<b>Review Test</b>	123
<b>Unit 9</b> Seeing the World	125
<b>Unit 10</b> Therapy and Wellness	139
<b>Unit 11</b> Advertising and You	153
<b>Unit 12</b> Extreme Weather	167
<b>Review Test</b>	181

## BOOK 6 CONTENTS

Content Chart	4
Learning Overview	6
Pronunciation Key	8
<b>Unit 1</b> Overnight Fame	9
<b>Unit 2</b> Eating Properly	23
<b>Unit 3</b> Western vs. Eastern Education	37
<b>Unit 4</b> Sports Mania	51
<b>Review Test</b>	65
<b>Unit 5</b> The Pros and Cons of Being Connected	67
<b>Unit 6</b> Innovative Entrepreneurs	81
<b>Unit 7</b> Fighting the Darkness	95
<b>Unit 8</b> Unusual Mediums of Art	109
<b>Review Test</b>	123
<b>Unit 9</b> Smartphone Addicts	125
<b>Unit 10</b> Space Exploration	139
<b>Unit 11</b> Personalized Advertising	153
<b>Unit 12</b> Alternative Energy	167
<b>Review Test</b>	181



# LiveABC

SINCE 1997

First magazine in  
co-partnership  
with CNN



2000

2001

Live magazine



ABC magazine

2002



biz magazine,  
business oriented

2003



First annual  
compilation of all  
the magazines




2004

2008

biz magazine business  
oriented partnership



ESP series, more  
than 10 books  
were launched



2016

2017

Come to Live  
primary series



Outstanding!  
Series

Live Escalate  
series



2018

2021

Advanced Reading  
Strategies



LiveABC

Interactive English Group | 互動英語教學集團  
希伯崙股份有限公司





LiveABC



<http://www.liveabc.com/global/index.html>  
(886) 02-25782626

